



# DELHI PUBLIC SCHOOL ASANSOL

Under the Aegis of the DPS Society, New Delhi 10+2, Affiliation No. – 2430211

Address- Ethora, Delhi- Kolkata National Highway-2, Asansol (W.B.)

E-mail- [info@dpsasansol.com](mailto:info@dpsasansol.com) | Website-[www.dpsasansol.com](http://www.dpsasansol.com)

**SESSION :2024-25**

**CLASS: I**



Dear Parents,



Holiday Homework is time for activity and fun. Summer vacation is an opportunity to spend quality time with your little ones. Parents are requested to guide their children to complete the task on their own.

A few suggestions that you must keep in mind: -

- ❖ Motivate your children to read English, Science and Hindi/Bengali textbook on daily basis to enhance their language skills. [ Everyday the child will read one page of all the above subjects mentioned.]
- ❖ Motivate your child to do regular exercise and yoga.
- ❖ To make them aware of their surroundings, tell them to watch various informative T.V. Channels like Discovery, National Geographic, History and Animal Planet.
- ❖ Encourage your child to play board games like Chess, Ludo, Carrom etc.
- ❖ Help your children to become independent by giving them responsibilities at home and involving them in small household activities.
- ❖ Practice English and Hindi/Bengali handwriting.
- ❖ Learn to grow closer to God by prayer.

Note: \* Revise all the topics done in all the subjects. \*Help your ward to complete the summer holiday homework as per the guidelines given for each subject.

SUBJECTS	HOMEWORK
ENGLISH	<ul style="list-style-type: none"> <li>➤ Read ten new 4 letter words from magazines, newspapers, hoardings, banners or story books, find out their meaning and frame sentences using them.</li> <li>➤ Complete page nos. (2 to 10 ) of cursive writing book and also read the words.</li> <li>➤ Write down the persons and their names you meet in your vacation and arrange their names in alphabetical order.</li> <li>➤ New Pathways Interactive course book- <u>read</u> page nos. 28,29,34, 36 and 37</li> </ul>
HINDI	<ul style="list-style-type: none"> <li>➤ सुलेख – काला बादल आया (Pg no- 11) कविता को तीन बार अलग - अलग पृष्ठ पर सुंदर अक्षर में लिखिए ।</li> <li>➤ पठन – रोमा की आदत (Pg no-75-77) कहानी को पढ़िये । (शुद्ध उच्चारण, विराम स्थान पर ध्यान दीजिए )</li> <li>➤ व्यवहारिक ज्ञान – अपने दादा - दादी / नाना – नानी से पूछकर उनकी पसंदीदा पाँच चीजों के नाम लिखिए । (फल / सब्जियाँ / खेल / गाना / स्थान आदि )उन चीजों के चित्र भी अपनी हिंदी कॉपी में चिपकाएं।</li> </ul>
BENGALI	<ol style="list-style-type: none"> <li>১. অনুলিপি বই এ ১৫ পাতা হাতের লেখা অভ্যাস কর.</li> <li>২. আ কার , উ কার , ঊ কার , ও কার , ঔ কার ,এ কার ও ঐ যুক্ত পাঁচটি করে শব্দ লেখ.</li> </ol>
MATHEMATICS	<ol style="list-style-type: none"> <li>1. <b>Do the following work in the Mathematics notebook</b> <ul style="list-style-type: none"> <li>➤ Write number names 1 to 50.</li> <li>➤ Write forward and backward counting 1 to 100.</li> <li>➤ Write and learn tables of 2 and 3</li> <li>➤ Make a robot using different geometrical shapes out of colourful papers.</li> <li>➤ Complete the information about yourself in numbers only.               <ol style="list-style-type: none"> <li>(a) Letters in my name _____</li> <li>(b) My age _____</li> <li>(c) My class _____</li> <li>(d) My weight _____</li> <li>(e) Members in my family _____</li> <li>(f) Number of teeth I have _____</li> <li>(g) My father's contact number _____</li> <li>(h) My mother's contact number _____</li> <li>(i) Arrange each digit of your father's number in ascending order.</li> <li>(j) Arrange each digit of your mother's number in descending order.</li> </ol> </li> </ul> </li> <li>➤ Write numbers 1-20 and represent it by drawing and colouring different objects. Example-</li> </ol>

	<p>1- </p>	
	<p>2- </p>	
<p><b>EVS/SCIENCE</b></p>		<ul style="list-style-type: none"> <li>➤ Complete <u>page nos.</u> ( 5,6,7,8,9,11,12,13 &amp;18 ) in the Mental Maths textbook.</li> <li>3. Complete the worksheet attached here with. (<b>Take a printout of the worksheets</b>)</li> </ul> <ul style="list-style-type: none"> <li>➤ Make a decorative pot and fill with some garden soil. With the help of your parents put a small plant in it. Nurture the plant for the whole month by keeping it under the sun and watering it. Bring it back to school after vacation.</li> <li>➤ Note down the healthy food items that you take in for your lunch on daily basis from 6.4.24 to 31.5.24. Also mention which among these is your favourite. Do this work on a chart paper.</li> <li>➤ Make a mocktail with the help of your mother. Note down the recipe for the same on a A4 size paper in a decorative form.</li> <li>➤ Complete page numbers 23,24 and 26 of the EVS textbook.</li> <li>➤ Make a list of any ten things of both natural and man-made things which you use in your everyday life at home or school. Then make a table in your notebook of two columns and note down the names.</li> <li>➤ <u>Read</u> Chapters 1,2 and 3</li> <li>➤ Learn question answers of chapter 1 and 2 done in your notebook and also revise book exercises.</li> <li>➤ Learn the difficult spellings of the chapter 1 and 2 and note it down in your notebook.</li> </ul>
<p><b>COMPUTER</b></p>		<p>Learn and read Chapter 1 and solve the worksheet of Page no. 18.</p>
<p><b>GENERAL KNOWLEDGE</b></p>		<p>Complete <u>chapter</u> 27, 28, 29, 30 and 31 in the GK book</p>

❖ **Note :** Students will be given marks for completion of the homework. Reading test will be taken once school will reopen.



# DELHI PUBLIC SCHOOL ASANSOL

## Worksheet

Session: 2024-25

Class - I

SUBJECT – MATHEMATICS

Q1. Add and Subtract:

Colour Key : 3,4,5,7,8,9- Yellow    6- Blue    1, 2- Red    10-Green

9  
-3

5  
-2

9  
-4

6  
-2

7  
-5

5  
+2

9  
-7

9  
-6

9  
+1

7  
-2

6  
+3

5  
-3

6  
+1

8  
-4

9  
-2

8  
-5

7  
-3

8  
-6

8  
-3

7  
+1

Q2. [Check your aptitude] Decoding - Write the position of the alphabet present in your first name. Also arrange the numbers in increasing order



<b>A</b>	<b>B</b>	<b>C</b>	<b>D</b>	<b>E</b>	<b>F</b>	<b>G</b>	<b>H</b>	<b>I</b>	<b>J</b>
1	2	3	4	5	6	7	8	9	10
<b>K</b>	<b>L</b>	<b>M</b>	<b>N</b>	<b>O</b>	<b>P</b>	<b>Q</b>	<b>R</b>	<b>S</b>	<b>T</b>
11	12	13	14	15	16	17	18	19	20
<b>U</b>	<b>V</b>	<b>W</b>	<b>X</b>	<b>Y</b>	<b>Z</b>				
21	22	23	24	25	26				

Q3. Arrange the following in descending order.

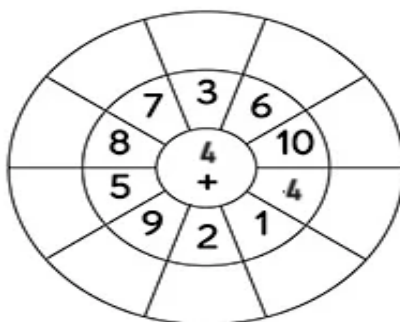
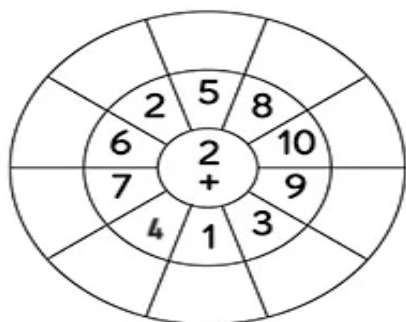
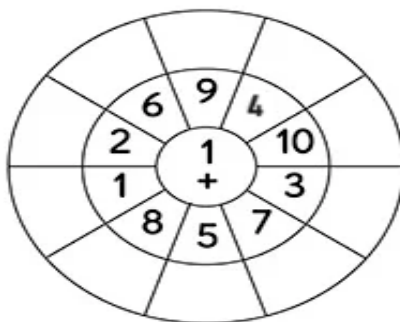
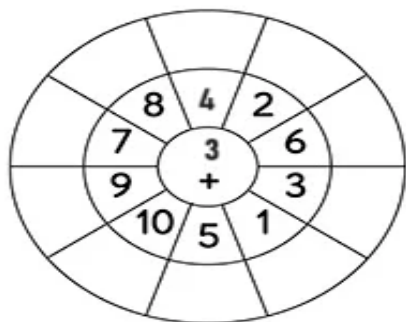
9+1	8+3	9+5	2+6
W	X	Y	Z

Q4. Colour the shapes and enhance your observational skills.


COLOUR KEY:




**Q5. Complete the addition wheel.**





**Q6 Arrange numbers in ascending order:**






**Q7 Arrange numbers in descending order:**







# DELHI PUBLIC SCHOOL ASANSOL

## Worksheet

Session: 2024-25

Class - I

SUBJECT – ENGLISH

1. Write down the name of the animals related to the body parts:

\* Stripes -


\* Trunk -



\* Mane -

\* Beak -

\* Shell -



2. Complete the sentences (This/That) .



(i) ..... is a red bag.

a. This

b. That

(ii) ..... is a yellow ruler.

a. This

b. That



(iii) ..... is a green book.

a. This

b. That

(iv) ..... is a pen.

a. This

b. That



3. Choose the correct nouns and complete the sentences.

(i) Mother cuts fruits with a.....

- a) knife                      b)scissor                      c)nail cutter



(ii) The ..... is made of wood.

- a) sock                      b) jacket                      c) table



(iii) I borrowed a ..... from the library.

- a) book                      b) door                      c) snake



(iv) I write with a.....

- a) pencil                      b) eraser                      c) axe



(v) The girl wore a pretty.....

- a) candle                      b) chair                      c) frock



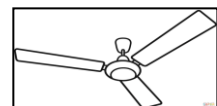
(vi) My father reads the .....every morning.

- a)chair                      b) fan                      c) news paper



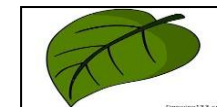
(vii) It is very hot. Please switch on the .....

- a)fan                      b) light                      c) door



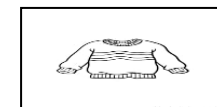
(viii) The ..... is green.

- a)sky                      b) leaf                      c) moon



(ix) I wore a..... because it was cold.

- a) carpet                      b) pillow                      c) sweater

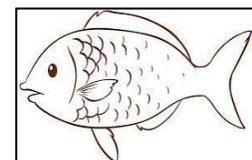

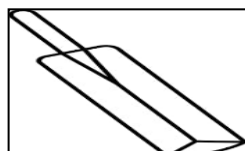



(x) The king wears a..... on his head.

- a) crown                      b) throne                      c) castle




4. Colour red each object that starts with a consonant and colour yellow each object that starts with a vowel.





**5. Match the words to make suitable pairs.**


- |               |               |
|---------------|---------------|
| 1. lock and   | i) ball       |
| 2. doors and  | ii) girls     |
| 3. bat and    | iii) father   |
| 4. chair and  | iv) key       |
| 5. shoes and  | v) aunt       |
| 6. boys and   | vi) socks     |
| 7. uncle and  | vii) table    |
| 8. mother and | viii) windows |



**6. Read the passage and fill in the blanks with the correct word.**

**The apple tree**

Here is a beautiful apple tree. This tree is very tall. It is full of red apples. There are 16 apples on the tree. The leaves of the tree are green.



- (a) It is a beautiful ..... tree.
- (b) This tree is very .....
- (c) The color of the apple is.....
- (d) There are .....apples on the tree.
- (e) The leaves of the tree are.....

**7. Unscramble the words to make the correct sentence.**

is	It	a	bird
----	----	---	------

---

---

can

My

sing

father

The

too

hat

is

big

my

Ann

is

friend